



January 2008 Double Click Main Meeting Report

(If any Double Click member is interested in helping out with the newsletter, please contact one of the Double Click officers.)

Our January meeting included an extended Q&A session, the main presentation and ended with our monthly prize raffle and special Super Raffle prize.

Beginners Session - January

Steve could not make it to the January meeting and so we did not have a Beginners session presentation. We should see him back at the February meeting.

"Q & A" Sessions / Announcements

The January Questions and Answers session (as usual) covered a wide range of topics.

Note: We would like to expand the meeting report coverage of his discussion and need someone to help take notes of the questions and answers during this session at our monthly meeting. If any member can do this for us on a regular or semi-regular basis, *please volunteer!*

Files of the Month

In view of the length of the main presentation, no Files of the Month were presented at the December meeting.

Member Presentation

One of our members presented a brief talk on how he created a framed printout of a relatively ordinary digital snapshot, turning it into a piece of artwork that has the appearance of being hand-drawn.

Double Click members have an opportunity to address their fellow members at a main meeting.

The **"3 Minute Ticker"** is an opportunity for you to tell the rest of us at the meeting about a great computer program or feature you came upon... or something that turned out to be a waste of money! You could tell us about your best (or your worst) computer purchase, hardware or software, or perhaps about a good or bad experience relative to computer service. Share it with the rest of us! As the title of this feature implies, members will have three minutes to tell their story. A limited number of speakers (one or two) will be featured each month.

"Tell Us About Your Business" provides Double Click members an opportunity to introduce the group to their business in a five to 10 minute talk. Suggested points that you may wish to address would be:

- are you the owner, or a key employee?
- when did your business start?
- what product or service does your company provide?
- tell us about the Mac computers you use.
- how can Double Click members help you?
- what do you consider a good referral?

Your membership in Double Click provides you access to computer expertise... now it may also improve your customer base. There may be customers for you right in the room!

Members interested in presenting a "3 Minute Ticker" or "Tell Us About Your Business" talk should email the member talk coordinator, Jerry Smaglik, at [<jsmaglik@wildblue.net>](mailto:jsmaglik@wildblue.net).

Main Presentation

“Leopard Revisited: Interacting Applications”

Presented by Jim Macak, Double Click President.



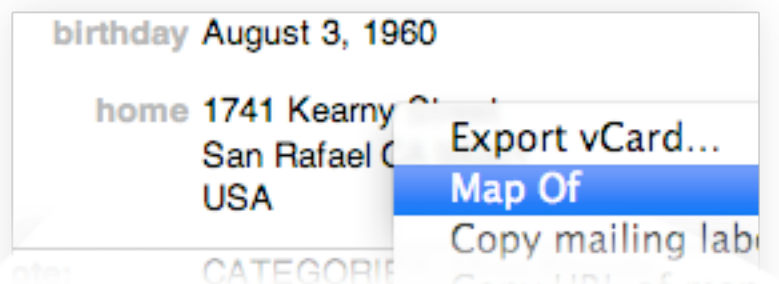
One of the wide-ranging improvements that OS 10.5 Leopard has added to Macintosh OS X is that of greater interactivity and communication amongst applications and utilities. Apple Mail has perhaps the greatest interactivity with other Apple programs, but there are enhancements in Address Book, Dashboard, Preview, Safari and the Finder as well.

Jim’s presentation for this month focussed on the interaction between Apple applications as implemented by the Leopard operating system. Following is a list of the items that he noted in his talk.

Address Book

Google Map Addresses

View a detailed map of any address in Address Book. Just hold down the Control key while clicking any address and select “Map Of” and Safari will show you its location in Google Maps.



Dashboard

Web Clip

Clip out any portion of a web page and turn it into a Dashboard widget. Just click the new Web Clip icon in Safari and select the portion of the page you want, then click Add to see your Dashboard spring to life with a brand-new widget. The widget is “live” and will update as its page of origin does. You can even customize your widget’s frame.

Desktop

Downloads Stack

Find your downloads quickly in one dedicated stack. Downloads from Safari, iChat, and Mail are automatically saved to the Downloads stack. Say goodbye to desktop clutter.

Mail

Data Detectors

Act on information in Mail immediately. Mail automatically detects text fragments like appointments and addresses, and lets you choose smart actions with a click: create a new contact, map an address, or create an iCal event.

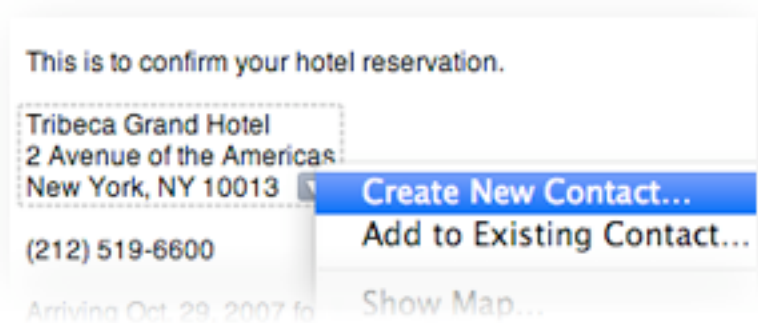


Photo Browser

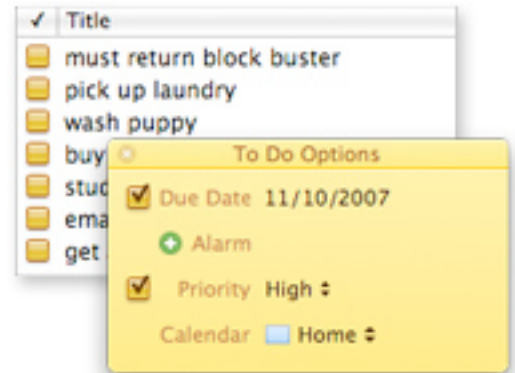
Quickly and easily browse your entire iPhoto library to find the photo you need for your message.

Safari RSS Integration

Add news feeds to Mail directly from Safari. If you’ve already read an article in Safari, it will show up as read in Mail.

To-dos

Forget manually adding a new item to your to-do list every time an email hits your inbox. Simply highlight text in an email, then click the To Do button to create a to-do from a message. Include a due date, set an alarm, or assign priorities. Every to-do includes a link to the original email or note, and to-dos automatically appear in iCal, complete with any changes you make. And since to-dos are stored with your email (when using an IMAP mail service), you can access them from Mail on any Mac.



Preview

Send Images to iPhoto or Aperture

File away your photos directly from Preview. Use Preview to inspect an image, then send it to your iPhoto or Aperture library in one click.

Safari

Desktop Picture

Turn any photo you find on the web into your desktop picture with one click.

System

iLife Media Browser in Open Panel

Access iLife content from any Mac OS X application. Now the iLife Media Browser is integrated into the Open panel.

-- Jim Macak

Double Click

February 17th Meeting Preview:

***“Photoshop:
Layer Basics from the Bottom Up”***

Presented by Lynn Rieger,
a Milwaukee-area *Photoshop* tutor.

The ability of Adobe’s *Photoshop* to work in “layers” is one of its most compelling features. Lynn’s presentation will cover all the different kinds of layers, their uses and characteristics and how to make them work in a “layer-based workflow.

Lynn has been teaching “Getting Started in *Photoshop* and *Photoshop Elements*” in the University of Wisconsin - Waukesha Continuing Education Department for 4 years. She is the president of Photo Pictorialists Camera Club and also a member of Wehr Nature Center Camera Club. She will demonstrate layer techniques using her own images and will provide two reference handout sheets for the audience to use during the presentation and to take home.

Check the Double Click website for more meeting information:

www.double-click.org

This electronic newsletter is Copyright © 2008 by Double Click, Inc.

